

Schlüter®-DILEX-EZ 70

Movement joint profile
for screed bed applications

4.2

Product data sheet



Application and Function


Schlüter®-DILEX-EZ 70, a profile made of rigid and soft PVC, is used for creating movement joints in coverings set in a screed bed, e.g. pavers, ceramic tiles, and natural or man-made stone. The 70 mm high profile features detachable tubes to accommodate the thickness of the mortar bed and tile surface.

To avoid uncontrolled cracking, the mortar bed and the covering are divided into bays of approved size by installing Schlüter®-DILEX-EZ 70. The movement zone, made of soft PVC, absorbs compressive stresses due to expansion of the mortar bed.

Tensile stresses that may occur cannot be absorbed, since the profile does not have lateral frictional anchoring in the mortar bed. The side sections of the profile are made of rigid PVC and protect the edges of the adjacent covering from mechanical stresses caused by industrial traffic. However, limitations of the PVC as edge protection able to withstand mechanical stresses must be considered.

Material

Schlüter®-DILEX-EZ consists of a material combination with lateral parts of rigid PVC that have a flexible top and bottom connection made of soft PVC. The upper connection also serves as the visible surface. The lower profile component consists of removable soft PVC profile segments. The top lateral parts feature cut-back adhesive structures.

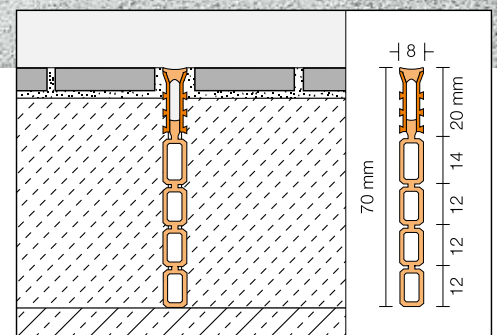


Material properties and areas of application

The material is resistant to most chemicals encountered in tiled environments.

Schlüter®-DILEX-EZ 70 is installed as a movement joint in coverings, e.g. ceramic tiles and pavers, set in a mortar bed.

The profile separates the individual covering bays and neutralises compressive stresses in its centre section made of soft PVC. In special cases, the suitability of the profile must be verified based on the anticipated chemical, mechanical or other stresses.





Installation

1. Match Schlüter®-DILEX-EZ 70 to the construction height by removing profile segments if necessary.
2. Set the profile against the perimeter area of a completed covering bay so it is flush with the surface. Schlüter®-DILEX-EZ 70 must be fully embedded on the side.
3. Apply tile adhesive to connect the adjoining covering bay flush with the surface of the profile. Schlüter®-DILEX-EZ 70 must be fully embedded on the side.
4. Now fill the remaining joint space between the tile and the covering with grout.


Maintenance

Schlüter®-DILEX-EZ 70 is resistant to fungi and bacteria and requires no special maintenance. Clean the profile along with the tiled surface using common household cleaning agents.

Text template for tenders:

___linear metres of Schlüter®-DILEX-EZ 70 as a stress-relief joint profile for floor coverings set in mortar, consisting of a lower profile component of removable profile segments for height adjustment and featuring rigid PVC lateral parts with anchoring structures in the upper profile component and an elastic centre section of soft PVC (grey), to be supplied and professionally installed flush with the surface in the floor covering while observing the manufacturer's instructions.

Colour: _____
 Art.-No.: _____
 Material: _____/m
 Labour: _____/m
 Total: _____/m



Application areas depending on local traffic load



Foot traffic

Total weight —



Shopping carts

Total weight max. 0.4 t



Cars

Total weight max. 3.5 t



Trucks

Total weight max. 40 t



Forklifts

Pneumatic tyres

Total weight max. 5 t

Solid rubber tyres

Total weight max. 2.5 t



Pallet trucks

Hard rubber tyres

Total weight max. 2.5 t

(Pallet trucks must have tandem axles)

● Suitable

● Unsuitable

Product Overview

Schlüter®-DILEX-EZ 70

Colours: G = grey, M = brass insert

Length supplied: 2.50 m

Colours	G
H = 70 mm	•